

# RIZE®



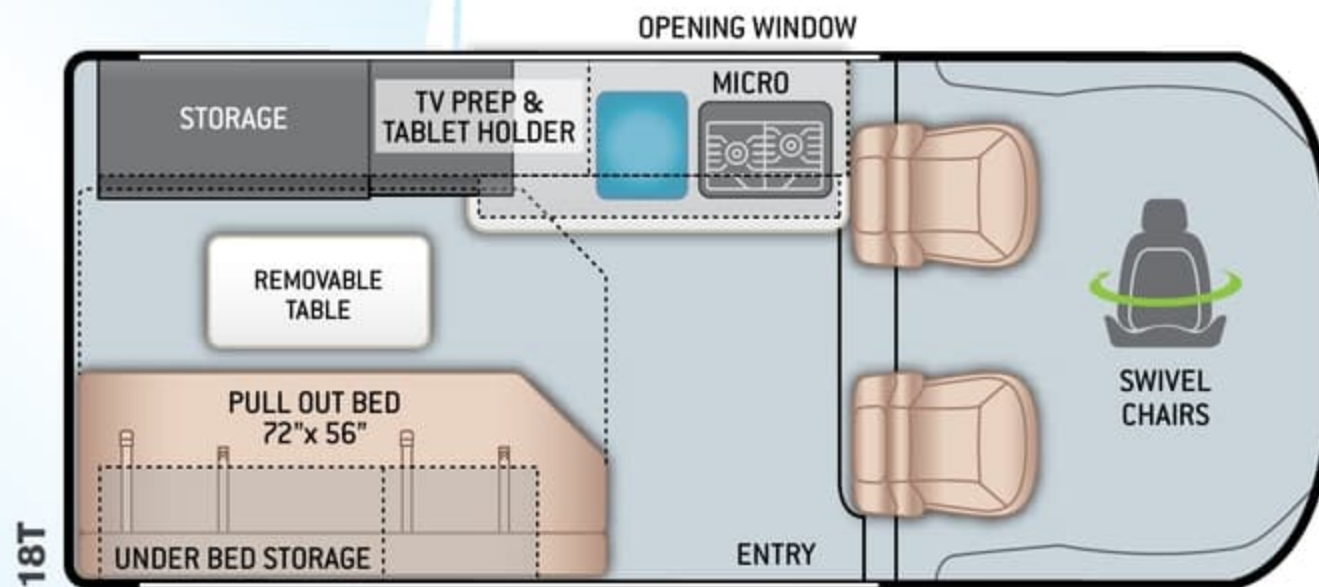
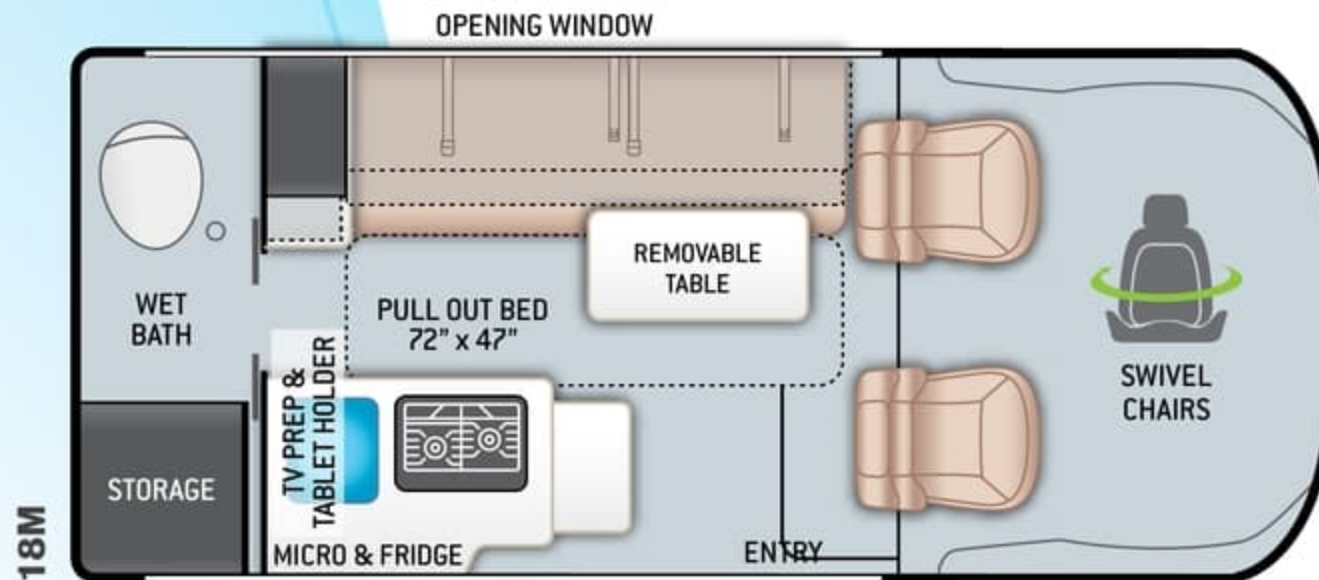
CHARCOAL



SILVER




WHITE



# RIZE®



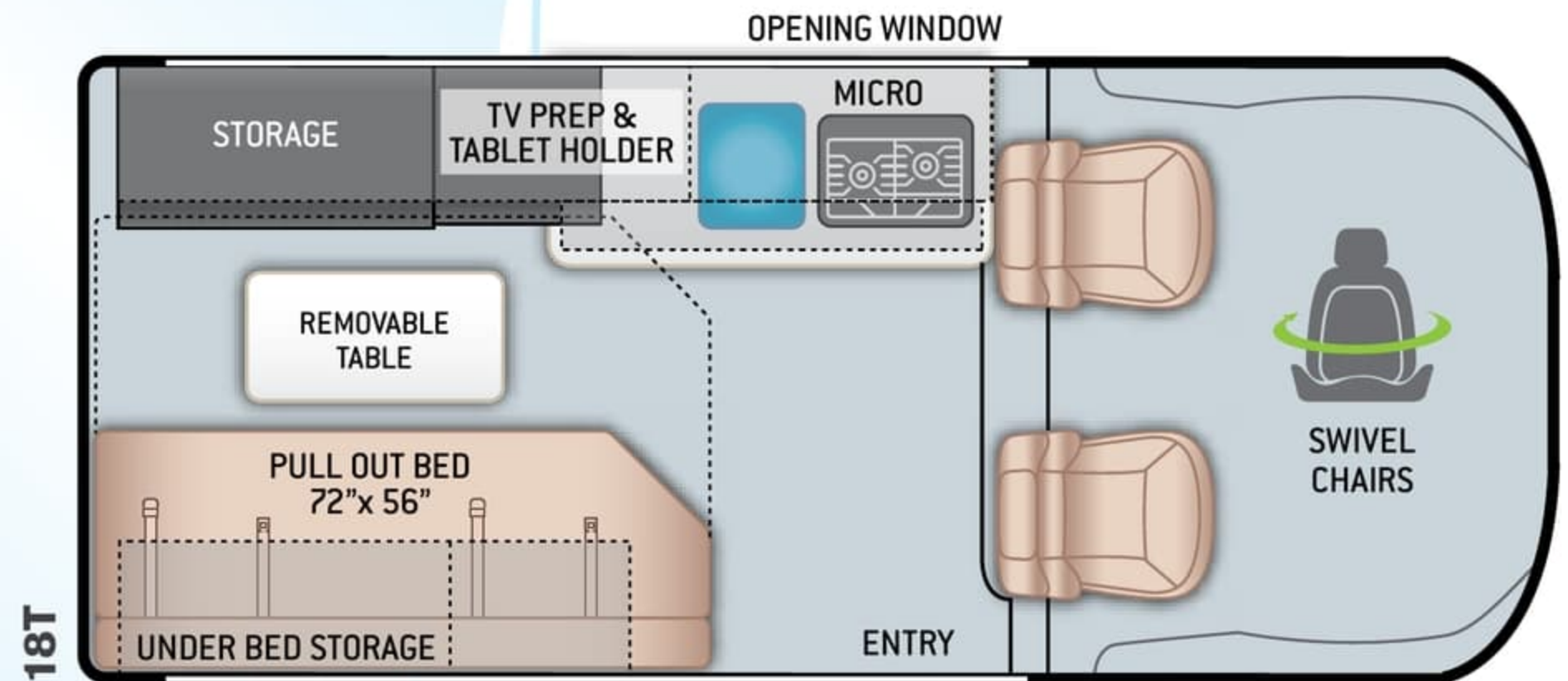
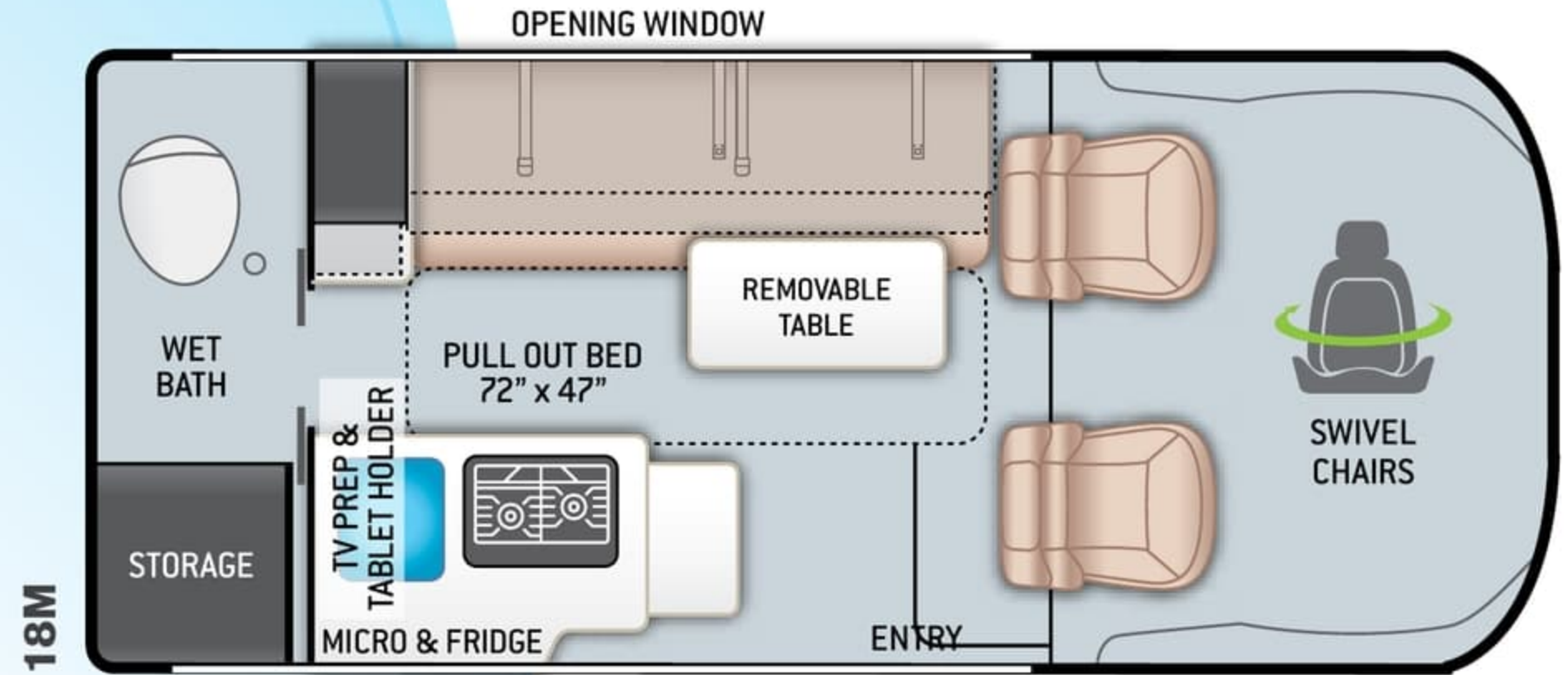

CHARCOAL



SILVER



WHITE



# Featured Highlights

## CONSTRUCTION & EXTERIOR

- RAM ProMaster® 1500 Window Van, 280HP, 260 lb.-ft. Torque
- Electric Awning (18M)
- Single Sliding Door
- Sliding Screen Door for Entryway
- Rear Magnetic Bug Screen (18T)
- Side Steps for Cab and Entry Doors
- 3,500-lb. Trailer Hitch with 4-pin Connector

## CONSTRUCTION & EXTERIOR OPTIONS

- Thule® Bike Rack on Rear Door
- Pop-Top with Cabinet A/C (18T)

## AUTOMOTIVE & COCKPIT

- 7" Touchscreen Dash Radio with Apple CarPlay™ & Android Auto™
- Back-up Monitor
- Deluxe Heated/Remote Exterior Mirrors
- Power Windows & Door Locks
- Keyless Entry System
- Cruise Control
- Telescoping Leather Steering Wheel with Audio Buttons to Control Dash Radio

- Map Light
- Sunvisors
- 3-Piece Windshield Privacy Shades
- Drink Holders
- Leatherette, Swivel, Captain's Chairs
- Cockpit Floor Mat
- Driver & Passenger Air Bags
- Aluminum Wheels
- Dash Applique
- Emergency Engine Start Switch

## INTERIOR

- Residential Vinyl Flooring
- Soft Touch Vinyl Ceiling
- Wellformed Interior Wall Panels
- TecnoForm® S.p.A. Euro-Style Cabinet Doors
- LED Lighting
- Premium Window Privacy Roller Shades
- Large Opening Side Windows
- Passenger Seat Belts in Select Areas

## KITCHEN

- Stainless Steel Electric Refrigerator
- Two Burner Gas Cooktop with Glass Cover

- Microwave Oven in Overhead
- Pressed Countertops with Undermount Sink and Sink Cover
- Stainless Steel Single Bowl Sink with Cover & Single Handle Kitchen Faucet
- Removable Table in Living Area (18T)
- Pop-up Outlet in the Kitchen (18M)
- Glass Protective Cover & Task Lighting Above Cooktop
- Kitchen Ceiling Vent 12V Powered with Switch

## BEDROOM & BATHROOM

- Pullout Sleeping Area
- Pocket Doors at Bathroom Entry (18M)
- Shower with Deluxe Curtain (18M)
- Cassette Toilet (18M)

## ENTERTAINMENT

- TV Prep
- Articulating Tablet Holder
- Electronics Cabinet with HDMI Cable & USB Charging Ports Throughout (18M)
- Winegard® Connect™ 2.0 WiFi / 4G / Digital TV Antenna (18M)
- HD/DDS Satellite Ready (18T)

## ELECTRICAL & PLUMBING

- Onan® RV QG 2800 Gas Generator
- 30-amp Shoreline Power Cord
- Automatic Shoreline-to-Generator Transfer Switch
- 1,000-Watt Inverter
- Rapid Camp+® Multiplex Wiring Control System
- Solar Charge Controller with 190W Solar Panel
- Suburban Furnace (18T)
- Truma® Combi Eco Hydronic Furnace and Water Heating System (18M)
- Two (2) Group 31 AGM House Batteries
- Battery Disconnect Switch
- Single Roof Air Conditioner
- Fresh Water Tank Drain
- Holding Tanks with Heat Pads (18M)
- Heated and Enclosed Gray Holding Tank (18T)
- Rear Water Sprayer
- Exterior LP Connection

For a complete listing of available features, visit [thormotorcoach.com/rize](http://thormotorcoach.com/rize).



Made to fit.

P.O. Box 1486, Elkhart, IN 46515 Sales Department: 800.860.5658

	18M	18T
Chassis	Dodge Promaster	Dodge Promaster
Gross Vehicle (GVWR)	8,550	8,550
Gross Combined (GCWR)	11,500	11,500
Wheel Base	136"	136"
Exterior Length (w/o ladder)	215"	215"
Exterior Height (w/AC)	113.5"	113.5"
Exterior Width (w/o mirrors)	80.7"	80.7"
Interior Height (living area)	75"	75"
Awning Size	10'	--
Fuel (gal)	24	24
LPG (lbs)	24	24
Fresh/Waste/Gray Water (gal)	18 / 6 / 20	16 / -- / 8
Water Heater (gal)	2.64	--
Furnace (BTUs)	14,300	16,000
Sleeping Capacity	2	2
Hitch Weight Rating (lbs)	3,500	3,500

**IMPORTANT-PLEASE READ:** This brochure reflects product design, fabrication, material, components and specifications at the date of printing, which date is disclosed below. Please visit us online at [ThorMotorCoach.com](http://ThorMotorCoach.com) or consult with your selling dealership for the latest in standards, options, specification and technical information. Photographs in the brochure may depict optional equipment or may only be available in certain floor plans. Components, appliances and the chassis may have been manufactured in a calendar year before the vehicle's designated model year. All capacities are approximate. The actual length of the vehicle may differ from that indicated in the brochure due to variances in the manufacturing processes and/or installed components. All dry weights are based on standard model features and do not include optional features or equipment. Component part and appliance manufacturers issue limited warranties covering portions of the vehicle not covered under the limited warranty we issue. Copyright Thor Motor Coach, Inc. © MY 03/12/2021

[thormotorcoach.com/rize](http://thormotorcoach.com/rize)



# Featured Highlights

## CONSTRUCTION & EXTERIOR

- RAM ProMaster® 1500 Window Van, 280HP, 260 lb.-ft. Torque
- Electric Awning (18M)
- Single Sliding Door
- Sliding Screen Door for Entryway
- Rear Magnetic Bug Screen (18T)
- Side Steps for Cab and Entry Doors
- 3,500-lb. Trailer Hitch with 4-pin Connector

## CONSTRUCTION & EXTERIOR OPTIONS

- Thule® Bike Rack on Rear Door
- Pop-Top with Cabinet A/C (18T)

## AUTOMOTIVE & COCKPIT

- 7" Touchscreen Dash Radio with Apple CarPlay™ & Android Auto™
- Back-up Monitor
- Deluxe Heated/Remote Exterior Mirrors
- Power Windows & Door Locks
- Keyless Entry System
- Cruise Control
- Telescoping Leather Steering Wheel with Audio Buttons to Control Dash Radio

- Map Light
- Sunvisors
- 3-Piece Windshield Privacy Shades
- Drink Holders
- Leatherette, Swivel, Captain's Chairs
- Cockpit Floor Mat
- Driver & Passenger Air Bags
- Aluminum Wheels
- Dash Applique
- Emergency Engine Start Switch

## INTERIOR

- Residential Vinyl Flooring
- Soft Touch Vinyl Ceiling
- Wellformed Interior Wall Panels
- TecnoForm® S.p.A. Euro-Style Cabinet Doors
- LED Lighting
- Premium Window Privacy Roller Shades
- Large Opening Side Windows
- Passenger Seat Belts in Select Areas

## KITCHEN

- Stainless Steel Electric Refrigerator
- Two Burner Gas Cooktop with Glass Cover

- Microwave Oven in Overhead
- Pressed Countertops with Undermount Sink and Sink Cover
- Stainless Steel Single Bowl Sink with Cover & Single Handle Kitchen Faucet
- Removable Table in Living Area (18T)
- Pop-up Outlet in the Kitchen (18M)
- Glass Protective Cover & Task Lighting Above Cooktop
- Kitchen Ceiling Vent 12V Powered with Switch

## BEDROOM & BATHROOM

- Pullout Sleeping Area
- Pocket Doors at Bathroom Entry (18M)
- Shower with Deluxe Curtain (18M)
- Cassette Toilet (18M)

## ENTERTAINMENT

- TV Prep
- Articulating Tablet Holder
- Electronics Cabinet with HDMI Cable & USB Charging Ports Throughout (18M)
- Winegard® Connect™ 2.0 WiFi / 4G / Digital TV Antenna (18M)
- HD/DDS Satellite Ready (18T)

## ELECTRICAL & PLUMBING

- Onan® RV QG 2800 Gas Generator
- 30-amp Shoreline Power Cord
- Automatic Shoreline-to-Generator Transfer Switch
- 1,000-Watt Inverter
- Rapid Camp+® Multiplex Wiring Control System
- Solar Charge Controller with 190W Solar Panel
- Suburban Furnace (18T)
- Truma® Combi Eco Hydronic Furnace and Water Heating System (18M)
- Two (2) Group 31 AGM House Batteries
- Battery Disconnect Switch
- Single Roof Air Conditioner
- Fresh Water Tank Drain
- Holding Tanks with Heat Pads (18M)
- Heated and Enclosed Gray Holding Tank (18T)
- Rear Water Sprayer
- Exterior LP Connection

For a complete listing of available features, visit [thormotorcoach.com/rize](http://thormotorcoach.com/rize).



	18M	18T
Chassis	Dodge Promaster	Dodge Promaster
Gross Vehicle (GVWR)	8,550	8,550
Gross Combined (GCWR)	11,500	11,500
Wheel Base	136"	136"
Exterior Length (w/o ladder)	215"	215"
Exterior Height (w/AC)	113.5"	113.5"
Exterior Width (w/o mirrors)	80.7"	80.7"
Interior Height (living area)	75"	75"
Awning Size	10'	--
Fuel (gal)	24	24
LPG (lbs)	24	24
Fresh/Waste/Gray Water (gal)	18 / 6 / 20	16 / -- / 8
Water Heater (gal)	2.64	--
Furnace (BTUs)	14,300	16,000
Sleeping Capacity	2	2
Hitch Weight Rating (lbs)	3,500	3,500



Made to fit.

P.O. Box 1486, Elkhart, IN 46515 Sales Department: 800.860.5658

[thormotorcoach.com/rize](http://thormotorcoach.com/rize)



IMPORTANT-PLEASE READ: This brochure reflects product design, fabrication, material, components and specifications at the date of printing, which date is disclosed below. Please visit us online at [ThorMotorCoach.com](http://ThorMotorCoach.com) or consult with your selling dealership for the latest in standards, options, specification and technical information. Photographs in the brochure may depict optional equipment or may only be available in certain floor plans. Components, appliances and the chassis may have been manufactured in a calendar year before the vehicle's designated model year. All capacities are approximate. The actual length of the vehicle may differ from that indicated in the brochure due to variances in the manufacturing processes and/or installed components. All dry weights are based on standard model features and do not include optional features or equipment. Component part and appliance manufacturers issue limited warranties covering portions of the vehicle not covered under the limited warranty we issue. Copyright Thor Motor Coach, Inc. © MY 03/12/2021